

# AT Air Handlers for Chilled Water

## Improved Design for Better Performance



AT18HV Air Handler



**Marine Air's AT series of air handlers for chilled water systems are draw-through (ducted) units that replace the Flex-Duct and Draw-Through models, and have many improvements and options over the older units.**

Significant improvements include: sloped "Positive-Flow" drain pan which reduces standing water, larger drain connections, improved coil design for better cooling and dehumidifying performance, coil is offset from drain pan edge to ensure all condensation is caught in the pan, redesigned piping so the bypass valve is clear of dripping condensation, pressure test ports for troubleshooting, and the new 24,000 BTU/hr unit uses a high-efficiency, internal-motor blower for quieter operation. On units with auxiliary (electric) heat, the new heater design allows removal from the top or side for access or servicing.

#### Options for "HV" Models:

- Electric heat with two-stage electric heat overload (no thermo-fuse), heater assembly accessible from top or side.
- Modulating flow control to ensure uniform water distribution.
- Corrosion resistant coated evaporator coil.
- Pre-rotated blowers.
- Right-hand water connections.
- 3Ph electric heat available.

#### Options for "F" Models:

- Electric heat with two-stage electric heat overload (no thermo-fuse), heater assembly accessible from top or side.
- Low-cost, shaded-pole, external-motor blowers.
- No-Valve units.

#### Key Benefits

- Compact design.
- High-efficiency PSC internal-motor blower is standard ("HV" models).
- Improved cooling and dehumidification.
- Sloped, positive-flow, anti-slosh drain pan with anti-fungal foam insulation.
- Integrated chassis with vibration isolation.
- Exposed sheet metal is insulated to prevent secondary condensation.
- Remote air bleeder on 6' (1.8m) of flexible tubing with ball valve.
- User friendly, remote electrical junction box with 6' (1.9m) wire harness.
- 24K unit with high-efficiency internal-motor blower.
- Water pressure test ports for troubleshooting.
- Allowance for connecting variable fan speed drives.
- Rotatable blowers.
- Washable air filter included. Micro-Particle Anti-Allergenic air filters available.
- ISTA certified packaging.

ISO 9001:2008

L-2355 Rev. 20091204

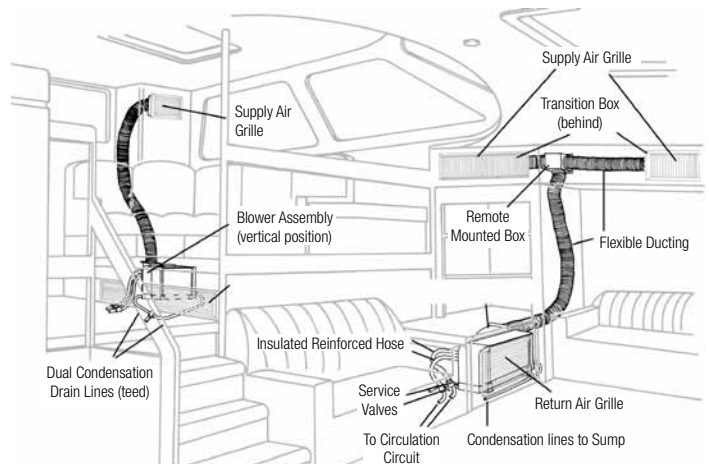
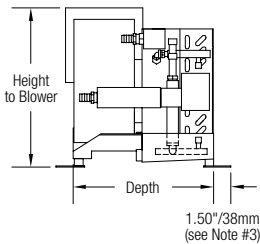
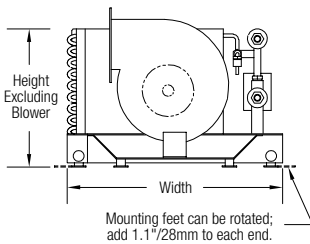
MARINE AIR SYSTEMS®  
**AIR**  
by Dometic GROUP

# Technical Specifications for AT Series Air Handlers

Model <sup>(1)</sup>	AT4HV		AT6HV		AT9HV		AT12HV		AT18HV		AT24HV		AT36HV
Cooling (BTU/hr / Kcal/hr)	4,000/1,008		6,000/1,512		9,000/2,268		12,000/3,024		18,000/4,536		24,000/6,048		36,000/9,072
Voltage @ 50-60Hz/1Ph	115	230	115	230	115	230	115	230	115	230	115	230	230
Amperage (FLA) Cool	0.8	0.4	1.2	0.6	1.4	0.7	1.4	0.7	2.2	1.0	2.2	1.0	1.6
<b>Optional Electric Heaters<sup>(2)</sup></b>													
Element Size (kW)	N/A		1.0		1.5		2.0		3.0		3.0		4.0
Heating (BTU/hr / Kcal/hr)	N/A		3,412/860		5,118/1,290		6,824/1,720		10,236/2,579		10,236/2,579		13,648/3,439
Amperage (FLA) Heat	N/A		10.5	4.9	14.4	7.2	18.8	9.4	28.3	14.0	28.2	14.0	19.0
<b>Max. Fuse/in. Circuit Ampacity</b>													
Without Electric Heat	5/2	5/1	5/3	5/1	5/2	5/1	5/2	5/1	5/3	5/2	5/3	5/2	5/3
With Electric Heat Open	N/A		10/9	5/5	15/14	10/7	20/18	10/9	30/27	15/14	30/27	15/14	25/20
Water Flow (GPM/LPM)	1.0/3.8		1.5/5.7		2.3/8.5		3.0/11.4		4.5/17.0		6.0/22.7		9.0/34.1
Air Flow (CFM / M <sup>3</sup> /Hr) Nominal	130/221		229/389		278/472		338/574		465/790		506/860		676/1149
External SP (in. H2O/eq. Ft.)	0.30/42.3		0.30/42.3		0.30/42.3		0.30/42.3		0.30/42.3		0.30/42.3		0.30/42.3
Height Excluding Blower (in/mm)	10.1/257		10.2/259		11.90/302		12.05/306		14.96/380		16.61/422		19.50/495
Height to Blower (in/mm)	9.5/241		12.63/321		13.25/337		13.88/353		16.50/419		16.68/424		19.50/495
Width (in/mm) <sup>(3)</sup>	14.8/376		15.00/381		16.63/422		18.75/476		20.25/514		22.63/575		26.63/676
Depth (in/mm) <sup>(3)</sup>	8.8/224		12.28/312		12.50/318		12.50/318		12.25/311		15.25/387		18.00/457
Supply Air Duct Diameter (in/mm)	4/102		5/127		6/152		6/152		7/178		8/203		8/203
Remote Mount Electric Box (in/mm)	8.00/203 High X 6.13/156 Wide X 2.00/51 Deep												
Return Air Inlet (sq in/sq cm)	64/413		70/452		98/632		130/839		200/1,290		240/1,548		360/2,323
Supply Air Outlet (sq in/sq cm)	32/206		35/226		49/316		70/452		100/645		140/903		196/1,265
Water Connections	Drain: 1/2" FPT with PVC HB. Chilled Water: 1/2" FPT on 4-24K; 1" FPT on 36K with Brass HB on All.												
Net Weight (lb/kg) <sup>(4)</sup>	16.0/7.3		18.4/8.3		24.0/10.9		24.0/10.9		32.8/14.9		38.0/17.2		60.0/27.2
Gross Weight (lb/kg) <sup>(4)</sup>	23.0/10.4		28.4/12.9		34.0/15.4		34.0/15.4		36.8/16.7		52.0/23.6		66.0/29.2

**Notes:**

- <sup>(1)</sup> Model numbers shown are for 115V units. Add a "Z" after the "HV" in the model number to designate 230V (i.e. AT12HVZ). Model number prefixes: -FC = Flow Control; -L# or -R# = Valve and Blower Rotation (see dwg H3050002); -#kW = Electric Heat Option.
- <sup>(2)</sup> Auxiliary heating elements are optional, and must be ordered with unit. Add "1KW, 1.5KW, etc." to the model number.
- <sup>(3)</sup> Rotatable feet affect the final dimensions. Front feet add 1.5" to the front, or 1.1" to both sides. Rear feet do not add to the width or depth when rotated to the side.
- <sup>(4)</sup> Weights listed are for standard "HV" units. For weights of units with the electric heater option, add heater elements weights to unit weight. 1.0kW & 1.5kW = 1.5 lbs/0.7 kg; 2.0kW & 3.0kW = 3.0 lbs/1.4 kg. Dimensional weights may apply to shipping charges; contact your sales-admin representative.



Dealer:

**DOMETIC MARINE**

2000 N. Andrews Ave. Ext. I Pompano Beach, FL 33069 USA | 954-973-2477 | Fax 954-979-4414  
www.DometicUSA.com | MarineSales@DometicUSA.com

**United States & Canada Tech Support**

8:00 AM to 5:00 PM Eastern Time: 800-542-2477  
After hours and weekends: 888-440-4494

**International Sales & Service:**

Europe & the Middle East: Call +44(0)870-330-6101  
For all other areas visit our website to find your nearest distributor.

